



[www.novaipms.org](http://www.novaipms.org)

## *July 2019 Newsletter*

*Editor: Tom Henderson*

The IPMS Northern Virginia Modelers monthly meeting took place on 12 June 2019 at Fairfax High School with approximately 77 people in attendance. The chapter welcomed new member John Doggle. Before I go any further I have decided to put a stop to all of the acting going on around here. Due to Mike Fleckenstein having to step down as our president back in February, the entire E-board except for our treasurer are currently “acting” pending elections this fall. Now that you know our president, vice president and secretary-historian are “acting” in their positions from here on out I am going to stop repeating “Acting” in front of everybody’s name. They are all acting pretty darn well, by the way. Back to business - Non-acting Chapter Treasurer Tim Barb and Secretary Historian Walter Schlueter ran the meeting as President John Figueroa and Vice President Chris Nicoll were on travel.



*The cool table. Ken LaSala at the right side of the photo is admiring the amazing Ark Royal built by Neil Shifflett. Neil took the Best of Show home with this model. More photos can be found in the gallery section.*

Tim briefed the membership on the chapter’s participation in the Maker Faire event that took place at George Mason University on June 2. Tom Henderson, Tim Barb, and Shirley and Curtis Clinton manned three tables at the event that featured models on display and a Make and Take. See Tim Barb’s article starting on page 18 for a detailed report.

We are planning to have a chapter display at the National Convention in Chattanooga. Tim asked that everyone going to the convention and planning to bring models for the club display please let John Figueroa know many you are bringing. His email address is listed on page 21. John needs to know so he can request an appropriate number of display tables. Tim then reminded everyone about our membership subsidy. You pay \$10 of the annual \$30 membership fee for up to three years. The chapter covers the balance. See Tim at any meeting to take advantage of this great membership incentive.

Our program was a presentation by Vince Mankowski who unraveled some of the mysteries of diorama building. It was a great education for those of us with little to no experience with making dioramas. Vince explained some diorama terms such as the difference between a diorama and a vignette. He used a combination of diagrams and photos to illustrate how to design a layout, achieve balance, and use the subjects to tell a story. In summary, Vince treated us to an excellent Diorama 101 class. See the next page for the photos.



*Left: Picture of a model meeting - what it is all about. Right: The gang assembled and ready to receive Vince's "Diorama 101" presentation.*




That covers the meeting events for the evening. The contest gallery is next followed by Hague's Corner. The next article is a treat that will make many of us dream we were back in the good old Squadron Shop days. Mike Fleckenstein visited an outstanding hobby shop during his recent trip to Belgium. See and drool starting on page 12. Last but certainly not least is Tim's Maker Faire article.

Our next meeting will take place on Wednesday July 10th. The meeting dates for the rest of the year have not yet been assigned by the school. We will let everyone know as soon as we receive our dates for the year. Keep an eye on the website for updates ([www.novaipms.org](http://www.novaipms.org)). Mention of the website reminds me of something to notify everyone about. Walter Schlueter wrote a Model Classic show report and sent it to Gary Hatcher, editor of the UK magazine Scale Aircraft Modeling. Gary published the article in the latest issue. It will take a couple of weeks before the issue appears on the store racks here in the Colonies (unless you are a subscriber) but you can see it now by going to the chapter website. I hope everyone had a great 4th of July and I will see you at our next meeting on 10 July.

---

## Show Alert - Model Car Contest/Show in Charles Town 31 Aug

I don't have enough room left on this page for the Diorama presentation pics so I am using it to tell you about an upcoming model car show in Charles Town, WV. John Figueroa received an email from a gent named Chris who works at a hobby shop in the town. Charles Town is the location of a 1 to 1 scale car show along Main St on 31 August. The hobby shop (named The Hobbies Shop) will have a model car contest on the same day. They are looking for judges. All ages are welcome to participate. There is no fee although a donation to the Rescue me WV for shelter animals will be appreciated. For more information contact Chris at <mailto:rogueintentions89@gmail.com>. Real cars, model cars - can't get much better than that!



Here are some shots from Vince's PowerPoint illustrating things to consider when designing a diorama. How about the two dioramas at top and bottom left? Bottom right: Treasurer Tim Barb presents our traditional thank you coin to Vince.



## Contest Winners June 2019



*Aircraft 1/72, 1<sup>st</sup> Place  
Fw-190 by Rick Kranias*



*Aircraft 1/48, 1<sup>st</sup> Place  
Fokker Dr.1 by Tom Dunbar*



*Armor 1/72, 1<sup>st</sup> Place  
M3A1 by Kameron Hamilton*



*Armor 1/72, 2<sup>nd</sup> Place  
King Tiger by Gene Overton*



*Armor 1/35, 1<sup>st</sup> Place  
M-10 by Mark Schreiber*



*Armor 1/35, 2<sup>nd</sup> Place  
Panzerspahwagen by Rafe Morrisey*

## Contest Winners June 2019 (continued)



*Sci-Fi, 1st Place  
Red Tail by Jeff Alger*



*Ships, 1st Place  
Type VIIC by Ed Mautner*



*Ships, 2nd Place  
USS Skipjack by Greg Richard*



*Vehicles, 1st Place  
Henry J by Chip Bonham*



*Figures, 1st Place  
Pirate Gold by Jim Richey*



*Figures, 2nd Place  
Cosmos by Jeff Alger*



# Contest Winners June 2019 (continued)



*Master, 1st Place  
Junkers D.1 by Vivian Watts*



*Master, 2nd Place  
Mirage IV by Jim Fitzgibbon*



*Special, 1st Place  
P-51B by Frank Koval*



*Special, 2nd Place  
P-38 by Jim Rotramel*



## Contest Winners June 2019 (continued)

### Best out of the Box 1/48 P-51D by Dick Hague





# Best of Show HMS Ark Royal by Neil Shiflett





# Hague's Corner

by Dick Hague

*Editor's note: Dick shares a unique running text and visual diary of his modeling adventures which includes triumphs, defeats, lessons learned and tips. It is too tall of an order to pull together one complete build from the various messages, so what you are seeing in these articles is a moving "window" of Dick's modeling adventures over time. Nevertheless, we are getting a host of tips and lessons learned suitable for beginners and experienced modelers alike. Even though you do not see a build from start to finish, I hope you find Dick's running modeling diary as informative as I do.*

Figure 1 illustrates how real sunshine is the only way to get a color match. Here a match to a bottle of paint is sought using previously painted white card stock pieces. Although not shown here a match to the bottle was later found and used successfully.

Figure 2 shows some current projects underway. The green plane is a Czech Avia B.35 I started in 1976 on an IBM school trip to Chicago. I recently restarted it. The tan colored plane nearby is the improved Avis B.135 I started a couple of months ago. Also seen are the fuselages of two Mitsubishi A7M fighters and an F-86D Sabre. One of two Me-209's are at the top left of the photo. One is stalled until I can locate the missing main wheel well top. The tiny cockpit of the Yak-1000 is still attached to the paint stick with blue tape. The tape held the cockpit while I sprayed onto it to seal the cockpit decals on. Inexpensive blue painters tape has the best 'stick' to temporarily hold just about anything you are working on. However don't use it to mask on top of paint unless you want to take a chance on pulling paint off along with the tape.





Figure 3 (next page) shows one of the A7M cockpit modules after it has been sprayed Mitsubishi cockpit green. Figure 4 shows why pre-painted photo etch is appreciated as here the A7M cockpit modules are having details done with decals. Prismacolor pencil treatments are still to come.

Tip alert & product endorsement. Figure 5 shows a model that has had a product called Perfect Plastic Putty spread with a spatula to fill a gap between the wings and the fuselage of the Fw-189B. With most putty for models you let it dry and then sand it off and possibly any molded on detail that is in the area of the putty. The excess putty has been removed in



Figure 6 with nothing more than a wet finger almost immediately after applying it. Maybe a tiny bit more got removed but was easily fixed with the same finger!

Figure 7 (next page) shows that sticky blue tape being used to hold a small seat while I add belts and harnesses. Later the seat will be stuck to a paint stick with blue tape and sprayed with some flat clear to remove gloss from the glue and to help hold the belts on.



The Italeri OH-58 helicopter in Figure 8 is awaiting research to supplement the somewhat lacking painting guide in the kit instructions. Mostly for the four bladed main rotor 'real' colors!

Figures 9 and 10 are the Super Model Piaggio P.108. Two other four engine types I never seem to finish are the B-45 and the Russian Pe-8. Finally, while in Chesterfield I restarted another current four engine type, the great Revell C-45 kit (Figure 11).






**Figure 7**



**Figure 8**



**Figure 9**



**Figure 10**



**Figure 11**

**Figure 7: The value of blue painters tape.  
Figure 8: The OH-58. Figures 9 and 10:  
The Piaggio P.108 Figure 11: Revel C-54  
underway**

# The Saga of Hobby Shop treasures in Belgium

## By Mike Fleckenstein

Over the past 10 years I have travelled to Belgium several times, primarily to see the WW1 and WW2 historic sites around Bastogne and Ypres. As I drive around the country I'm always on the lookout for hobby shops. This latest trip was a bit different in that I searched online for shops near both cities. One would think you would find great shops in Brussels (Belgium's largest city) but except for a large model railway shop there are no scale model shops. When I arrived in Bastogne, the go to place for the Battle of the Bulge historic sites, it turned out there was a shop right around the corner from our hotel off the town center. I have driven past it several times over the years but never noticed it as it only vaguely mentioned scale model kits. The shop, *Kit ou Double* (in English "Kit or Double"), is small but packed to the roof with kits, paints etc.

Of course I know the argument that you can get anything you want online so why bother with a brick and mortar shop. This is certainly true and I've done a fair number of online orders myself but you need to know that the item exists, which is why I still am always seeking out shops in hopes of snagging something unique. In this case it was a 1/72 German midget sub from IBG.

Next stop was Ypres, or "Ieper" as the Belgians call it. Three of the major battles of WW1 occurred here, first and second Ypres and third Ypres, also known as Passchendaele. By the way, Ypres is the go to place for mussels, beer, waffles and chocolate. Not a bad reason to visit in any case. At first it didn't look like there were any local shops which is not surprising as the area is pretty rural. I did see a listing for a place called Domino, which appeared to sell pipes, tobacco, brandy and a few kits. It was only about 10 minutes away in a village called Heuvelland so I decided to give it a visit. When I first walked in it looked disappointing unless you wanted some very pricey wine, brandy or cigars. Then I wandered downstairs and just about fainted. The nearest analogy I could make would be shopping in the Hannants warehouse in the UK if it was open to the public. The accompanying photos show it better than I can describe it but suffice to say there were at least 20 aisles loaded floor to ceiling with kits, most with multiple copies. There were separate areas for aircraft, armor, ships, tools, paints etc., all very neatly organized and well lit. Turns out the shop is a major online site little known outside Europe. I even found an employee named Sylvain who spoke excellent English who was eager to talk models and help. They had brands like Great Wall and Platz in stock that we know about but find difficult to source even online. Since I model only in 1/72 scale I got the brand new Airfix Me-262 B and two T-Model armor kits. I would have bought more if I had more suitcase space. Sylvain was kind enough to allow me to take the photos for this article. You can order online at [www.dominomodel.be](http://www.dominomodel.be). Give them a try. I think you will really be surprised at what you find. If you ever visit this area of Belgium the shop is definitely worth a visit.

On this trip I also had the opportunity to photograph the actual "mole" from the film "Dunkirk." Not easy to find by the way, but that's a story for another day. Ask me about it at a club meeting if you're interested.





View from the Street



Large scale armor





**Small scale armor**



**Armor aftermarket**





**Tools & Figures**



**Aircraft on the left, Armor on right looking toward paint racks**





**Aircraft**



**And more Aircraft**





**One of 3 Car aisles**



**One of 2 Ship aisles**

# Maker Faire 2019

By Tim Barb



*Models on the left and a well attended make and take on the right. Manning the tables are Tom Henderson on the left talking to a father and son about the hobby (hidden by the sign). To the right are Shirley and Curtis Clinton running a very busy make and take while Curtis builds a car kit at the same time.*

On June 2, the IPMS Northern Virginia Modelers participated in Maker Faire 2019 at George Mason University in Fairfax. The NOVA Labs of Reston Virginia was the primary sponsor of the event. Maker Faires are gatherings of people who enjoy learning and love sharing what they can do. The phenomenon began in the Bay Area on the West Coast in 2006. Subjects represented included baking, costume design, robotics (C-3PO and several Star Wars characters were roaming around – think Air and Scare), drones, print making, juggling, 3-D printing, textile arts, blacksmithing, computer simulations (e.g. the Battle of Britain) and of course scale modeling. Overall attendance to the event was between 4,500 and 5,500 people so we received quite a bit of exposure.

The club was ably represented by your author, Tom Henderson, and Curt and Shirley Clinton. Tom and I answered questions about the models on display. The models illustrated samples of different categories and scales on the tables. In a departure from the Udvar-Hazy events this one was not dedicated to aircraft so we had armor, figures and cars on display. Curt and Shirley ran a Make & Take for the youngsters which proved so popular we ran out of kits well before the end of the show (something we'll correct next year). Curtis also worked on a model vehicle kit during the event.



## Maker Fair (continued)

The accompanying pictures show our location at the Faire (the GMU Johnson Center Atrium). They illustrate how crowded the place was and how busy we were. There was a great deal of interest in our display and the hobby in general. Visitor questions focused on historical events and on modeling techniques. Most of the questions focused on the latter such as the building and painting techniques used. Additionally, we were asked more than once about the level of 3-D printing in the hobby. Those questions were probably inspired due to the presence of a 3-D printer at the Faire.

Interesting people we met include my conversation with one of our Model Classic Junior 1st place winners. Tom met a lady and her young daughter whose grandfather/great-grandfather was one of the few US pilots that got airborne during Pearl Harbor and shot down a Japanese aircraft. Another great visit was by the son of WWII 13 victory ace Glennon Moran who flew with the 352nd Fighter Group. Those were only a few of several encounters we experienced with the "Greatest Generation" at the event. It was a rewarding day.



***Top left: This photo illustrates the size of this show. Our tables are inside the yellow box.  
Top right: Tim talking with Sergei who also visited the show. Bottom two photos: A great reason to be there.***



*The models. Most were Tim's. Lower left is a shot of the Battle of Britain simulation*



## July Meeting Program and Contest Theme

**Presentation: Mike Monsivaiz:** "3D Printing for Scale Modeling"

**Contest: Space Race:** Any vehicle involved in man's race to outer space, the moon and back or establishing a presence in space, e.g. Apollo missions, space shuttles, ISS, Skylab, Apollo-Soyuz, shuttle carriers, Gemini, Mercury missions, etc.

Visit the club website at [www.novaiipms.org](http://www.novaiipms.org) and join the club Yahoo group at <http://groups.yahoo.com/group/novaiipms>

Both locations will allow you to access the monthly Contest/Program Schedule as well as information about IPMS Northern Virginia Modelers.

We're also on Facebook

<https://www.facebook.com/pages/Northern-Virginia-IPMS>

## IPMS NoVA Executive Board and Chapter Volunteers

### IPMS Northern Virginia Modelers Chapter Officers\*

**Acting President:**

John Figueroa

**Acting Vice President**

Chris Nicoll

**Treasurer:**

Tim Barb

**Acting Secretary/Historian:**

Walter Schlueter

### IPMS Northern Virginia Modelers Chapter Volunteers

**Contest Coordinator:**

Walter Schlueter

**Webmaster:**

Mike Fleckenstein

*IPMS USA Webpage of the Year for 2017*

**Chapter Contact/Newsletter**

**Editor:**

Tom Henderson

*IPMS R2 Newsletter of the Year for 2015*

[tomhenderson51@verizon.net](mailto:tomhenderson51@verizon.net)

**Raffle Coordinator:**

Mike Poreda

**Program Coordinator:**

John Figueroa

**Event Coordinator:**

Mike Larson

Join IPMS/USA: [www.ipmsusa.org](http://www.ipmsusa.org)

IPMS/USA MEMBERSHIP FORM				
IPMS No.:	Name: _____			
Address: _____	if Renewing	First	Middle	Last
City: _____	State: _____	Zip: _____		
Phone: _____	E-mail: _____			
Signature (required by FID): _____				
Type of Membership	<input type="checkbox"/> Adult, 1 Year: \$30	<input type="checkbox"/> Adult, 2 Years: \$58	<input type="checkbox"/> Adult, 3 Years: \$86	
<input type="checkbox"/> Junior (under 18 years): \$17	<input type="checkbox"/> Family, 1 Year: \$35 (adult + \$1, one for juvenile)		How Many Cards? _____	
<input type="checkbox"/> Canada & Mexico: \$35	<input type="checkbox"/> Other / Foreign: \$38 (surface) <small>Cheques must be drawn on a US bank or international money order</small>			
Payment Method:	<input type="checkbox"/> Check	<input type="checkbox"/> Money Order		
Chapter Affiliation, (if any): _____				
If Recommended by an IPMS Member, Please List His / Her Name and Member Number:				
Name: _____	IPMS No.: _____			
<b>IPMS/USA</b>		PO Box 56023		
Join or Renew Online at: <a href="http://www.ipmsusa.org">www.ipmsusa.org</a>		St. Petersburg, FL 33732-6023		

\* Mike Fleckenstein stepped down as President in March due to a conflicting weekly commitment on our meeting nights. Mike will continue to administer our Website, Roster and his responsibilities as a key leader for Model Classic. Thanks to Mike for his 6 years service as Vice President and 2 as president. John Figueroa, Chris Nicoll and Walter Schlueter are serving in their acting positions as shown above until we conduct an interim election in November.

# Upcoming Events

**10 July 2019 (2<sup>nd</sup> Wednesday)**

**IPMS Northern Virginia Modelers Monthly Meeting**

Fairfax High School  
3501 Rebel Run  
Fairfax VA 22030

**14 July 2019 (2:00 - 4:30pm)**

**Washington Armor Club Monthly Meeting**

George Mason Regional Library in Annandale about one mile inside I-495 at 7001 Little River Turnpike

**16 July 2019**

**IPMS Washington DC Monthly Meeting**

Beverly Farms Elementary School (BFES)  
8101 Postoak Road, Potomac, MD

**24 July 2019**

**NCMSS Monthly Meeting**

Thomas Edison High School, 5801 Franconia Road  
Alexandria, VA 22310

**7-10 August 2019**

**IPMS National Convention**

Chattanooga Convention Center  
1150 Carter St., Chattanooga, TN, 37402

**7 September 2019**

**National Capital Model Soldier Society**


**58<sup>th</sup> Annual Washington Show**

Springfield Hilton  
6550 Loisdale Rd. Springfield VA 22150

**21 September 2019**

**PENNCON 2019**

Eisenhower Hotel & Conference Center  
2634 Emmitsburg Rd, Gettysburg, PA, 17325



CENTRAL PENNSYLVANIA IPMS PRESENTS  
**PENNCON 2019**  
**MODEL SHOW AND CONTEST**  
SEPTEMBER 21, 2019 9:00AM TO 4:30PM  
EISENHOWER COMPLEX  
2634 EMMITSBURG RD, GETTYSBURG, PA 17325  
**THE COLD WAR 1947-1991** **NEW LOCATION**



**Contest fee (up to 3 entries):**  
Adult \$15.00 (additional entries \$1.00 each)  
Junior (16 & under) \$5.00  
Uniformed individuals admitted free!  
Make & Take for kids 15 and under.

**Walk-in and Display only:**  
Individuals \$7.00  
Families \$10.00

For more information visit: [www.cenpennipms.com](http://www.cenpennipms.com)  
Contact: Chet Mohn (717) 774-4803 e-mail: [Magus47@aol.com](mailto:Magus47@aol.com)  
Vendor Contact: Robbin Crossley (717) 439-4353 e-mail: [ricftfn@aol.com](mailto:ricftfn@aol.com)

